


Election Reconciliation - Official Totals

County Colorado Election Name Joint Cities, Schools & CA
 Registered Voters 14232 Election Date 05/07/22

1. Voters <small>(from election rosters and lists)</small>		2. Rejected ballots		3. Counted ballots <small>(from tabulation software)</small>	
A. Early voting in person voters	1486 ✓			I. Early voting ballots counted	1486 ✓
B. Election day in person voters	1251 ✓			J. Election day ballots counted	1251 ✓
C. Mail ballot voters	190	F. Mail ballots rejected	2	K. Mail ballots counted	188 ✓
D. Provisional ballots submitted	11	G. Provisional ballots rejected	5	L. Provisional ballots counted	6 ✓
E. Total voters (A+B+C+D)	2938	H. Total ballots rejected (F+G)	7	M. Total ballots counted (I+J+K+L)	2931

4. Comparison of voters and counted ballots	
N. Difference between voters and ballots (E-H-M)	0 _____
	O. Difference as percentage of voters (N+(E-H)*100) _____ %
P. Explanation for difference, if any	<div style="border: 1px solid black; padding: 5px;"> 11 Austin County Voters (CISD) 10/ED 1/ABBM 33 Fayette County Voters (WISD) 18/ED 15/EV 1 Limited Ballot </div>

5. Attestation
Q. "I certify that the information contained in this document accurately reflects the official reconciliation of votes and voters from the above stated election"
 Presiding judge signature
Brenda Suecker Print name
May 13 2022 Date

6. Mail ballots	
R. Mail ballots sent	245
S. Mail ballots not returned by voter	55
T. Mail ballots surrendered	0


7. Provisional ballots	
U. Provisional ballots deemed incomplete	0

Summary Results Report
20220507_Colorado County Joint Election
May 07, 2022

Colorado County

Statistics

	TOTAL	Absentee	Early Voting	Election Day
Election Day Precincts Reporting	15 of 15	0	0	15
Precincts Complete	0 of 15	0	0	0
Precincts Partially Reported	15 of 15	0	0	15
Absentee/ Early Precincts Reporting	15 of 15	15	15	0
Registered Voters - Total	0			
Ballots Cast - Total	2,931	188	1,486	1,257
Ballots Cast - Blank	0	0	0	0
Voter Turnout - Total	0.00%			



Summary Results Report
 20220507_Colorado County Joint Election
 May 07, 2022

Colorado County

TX PROP 1

Vote For 1

	TOTAL	VOTE %	Absentee	Early Voting	Election Day
For	2,329	80.76%	144	1,221	964
Against	410	14.22%	30	195	185
Total Votes Cast	2,739	94.97%	174	1,416	1,149
Overvotes	0	0.00%	0	0	0
Undervotes	145	5.03%	13	55	77
Contest Totals	2,884	100.00%	187	1,471	1,226

TX PROP 2

Vote For 1

	TOTAL	VOTE %	Absentee	Early Voting	Election Day
For	2,191	75.97%	142	1,158	891
Against	580	20.11%	36	270	274
Total Votes Cast	2,771	96.08%	178	1,428	1,165
Overvotes	0	0.00%	0	0	0
Undervotes	113	3.92%	9	43	61
Contest Totals	2,884	100.00%	187	1,471	1,226

City Council Place 3 City of Columbus


Vote For 1

	TOTAL	VOTE %	Absentee	Early Voting	Election Day
Paige Sciba	334	70.17%	24	214	96
Cynthia J. Penney	114	23.95%	6	75	33
Total Votes Cast	448	94.12%	30	289	129
Overvotes	0	0.00%	0	0	0
Undervotes	28	5.88%	6	18	4
Contest Totals	476	100.00%	36	307	133

City Council Place 4 City of Columbus

Vote For 1

	TOTAL	VOTE %	Absentee	Early Voting	Election Day
Bobbie Gustus	103	21.64%	3	75	25
Michael Ridlen	312	65.55%	21	196	95
Cheryl Cook	48	10.08%	8	28	12
Total Votes Cast	463	97.27%	32	299	132
Overvotes	0	0.00%	0	0	0
Undervotes	13	2.73%	4	8	1
Contest Totals	476	100.00%	36	307	133



Summary Results Report
 20220507_Colorado County Joint Election
 May 07, 2022

Colorado County

Mayor City of Eagle Lake
 Vote For 1

	TOTAL	VOTE %	Absentee	Early Voting	Election Day
Tim Kelley	297	54.70%	8	131	158
Anthony Johnson	245	45.12%	18	76	151
Total Votes Cast	542	99.82%	26	207	309
Overvotes	0	0.00%	0	0	0
Undervotes	1	0.18%	1	0	0
Contest Totals	543	100.00%	27	207	309

Alderman City of Eagle Lake
 Vote For 2


	TOTAL	VOTE %	Absentee	Early Voting	Election Day
Dianne Birdie Aguilera	221	20.35%	11	72	138
Larry Contreras	237	21.82%	15	88	134
Amy Maxwell	290	26.70%	7	138	145
Total Votes Cast	748	68.88%	33	298	417
Overvotes	0	0.00%	0	0	0
Undervotes	338	31.12%	21	116	201
Contest Totals	1,086	100.00%	54	414	618

Councilman, Place 2 City of Weimar
 Vote For 1

	TOTAL	VOTE %	Absentee	Early Voting	Election Day
Stephen Helmcamp	185	54.41%	15	84	86
Jerry Wayne Shupak, Jr.	141	41.47%	7	79	55
Total Votes Cast	326	95.88%	22	163	141
Overvotes	0	0.00%	0	0	0
Undervotes	14	4.12%	1	7	6
Contest Totals	340	100.00%	23	170	147

School Board Position 5 Rice CISD
 Vote For 1

	TOTAL	VOTE %	Absentee	Early Voting	Election Day
Bridget Belman	352	42.93%	15	122	215
Sandra Dee Flowers	245	29.88%	14	84	147
Kurt Rodgers	197	24.02%	13	75	109
Total Votes Cast	794	96.83%	42	281	471
Overvotes	0	0.00%	0	0	0
Undervotes	26	3.17%	4	10	12
Contest Totals	820	100.00%	46	291	483



Summary Results Report
 20220507_Colorado County Joint Election
 May 07, 2022

School Board Trustee Place 5 Weimar ISD

Vote For 1

	TOTAL	VOTE %	Absentee	Early Voting	Election Day
Stephen N. Williams	305	40.50%	10	159	136
Jason A. Long	154	20.45%	10	90	54
Jim Sanders	247	32.80%	23	125	99
Total Votes Cast	706	93.76%	43	374	289
Overvotes	0	0.00%	0	0	0
Undervotes	47	6.24%	4	35	8
Contest Totals	753	100.00%	47	409	297

School Board Trustee Place 6 Weimar ISD

Vote For 1

	TOTAL	VOTE %	Absentee	Early Voting	Election Day
Joni Van Houten	427	56.71%	28	219	180
Rex Kloesel	286	37.98%	16	161	109
Total Votes Cast	713	94.69%	44	380	289
Overvotes	0	0.00%	0	0	0
Undervotes	40	5.31%	3	29	8
Contest Totals	753	100.00%	47	409	297

School Board Trustee Place 7 Weimar ISD

Vote For 1

	TOTAL	VOTE %	Absentee	Early Voting	Election Day
Jeremy Maupin	275	36.52%	18	154	103
Pete Zinnante	67	8.90%	3	36	28
Terry Owens Braun	261	34.66%	14	143	104
Leah Newby	103	13.68%	6	47	50
Total Votes Cast	706	93.76%	41	380	285
Overvotes	1	0.13%	0	0	1
Undervotes	46	6.11%	6	29	11
Contest Totals	753	100.00%	47	409	297

CISD Prop A

Vote For 1

	TOTAL	VOTE %	Absentee	Early Voting	Election Day
For	450	33.14%	33	272	145
Against	893	65.76%	58	510	325
Total Votes Cast	1,343	98.90%	91	782	470
Overvotes	0	0.00%	0	0	0
Undervotes	15	1.10%	4	4	7
Contest Totals	1,358	100.00%	95	786	477

